



Discovering Our Planet Together



Yellowstone & Grand Teton Photo Expedition

An Expertly Guided Photography Adventure Among the West's Best Wildlife




Discovering Our Planet Together

Table of Contents:

Trip Overview	3
Trip Itinerary	4
Trip Accommodations	10
What Makes Nat Hab Different?	12
Dates & Pricing Information	14



Discovering Our Planet Together



Trip Details:

Days

8 Days /
May–Jun &
Aug–Oct

Price

From \$8795

Yellowstone & Grand Teton Photo Expedition

An Expertly Guided Photography Adventure Among the West's Best Wildlife

Amid the classic western landscapes of Yellowstone and Grand Teton national parks, both wildlife and scenery are peerless. Great herds of elk and bison roam open meadows as they have done for centuries, with grizzlies, black bears and stealthy wolves in pursuit. The Yellowstone River courses through the park's own Grand Canyon, while the Snake winds its way across Jackson Hole, attracting moose that browse its willowy banks against the backdrop of the Tetons' famous spires. Our Photo Expedition features an exclusive visit with a renowned local wildlife photographer who offers personal insight for capturing the best shots of mammals, birds of prey, steaming geysers and more. We also include sunrise and sunset opportunities to track the famous gray wolves of the Lamar Valley, with high-powered spotting scopes assisting our efforts, since wolves are typically seen at a distance. Early summer departures feature wildflower photo opportunities, while brilliant gold aspen add a fiery accent in the fall.

Trip Highlights


Nat Hab Photo Expedition Leaders spend the bulk of their year in this region, giving them unrivaled knowledge of the Greater Yellowstone Ecosystem

On a mellow raft trip through Jackson Hole, capture classic panoramas of the famous Teton spires as we scout for moose, elk, otters, and bald eagles overhead

Our trip is capped at 12 guests, led by two Nat Hab Photo Expedition Leaders—and we split up into smaller groups for a more intimate, personalized experience



Discovering Our Planet Together



Itinerary At A Glance

Day 1

Jackson, Wyoming

Day 2

Grand Teton National Park—
Snake River Scenic Float

Day 3

Teton Photography & Alpine
Exploration from Jackson Hole
Tram

Day 4

Oxbow Bend / Yellowstone
National Park—Old Faithful

Day 5

Hayden Valley / Grand Canyon of
the Yellowstone / Lamar Valley /
Gardiner

Day 6

Lamar Valley Wildlife Safari /
Hartman Gallery / Beartooth
Scenic Byway / Northern Range

Day 7

Lamar Valley / Mammoth Hot
Springs / Paradise Valley /
Bozeman

Yellowstone & Grand Teton Photo Expedition Itinerary

An Expertly Guided Photography Adventure Among the West's Best Wildlife



Discovering Our Planet Together

Day 1: Jackson, Wyoming

Arrive in Jackson, where our photo safari into Yellowstone Country begins. Encircled by the Teton, Gros Ventre and Snake River mountain ranges, historic Jackson is a ranching town turned luxury outpost that refuses to give up its dungaree and work glove vibe. Western pride abounds here, from the saddle-seat bar stools at the Silver Dollar Bar to the elk antler arches at each corner of the town square. With a local ski hill just a few blocks from the center of town and rodeo grounds nearby, it's typical to see mountain athletes alongside working cowboys. The southern gateway to Grand Teton and Yellowstone national parks, Jackson is surrounded by vast wild terrain home to apex predators like grizzly bears and wolves, plus plenty of hooved herbivores, some of which occasionally wander through town. Despite its growing opulence, Jackson retains a hardy character, emblematic of the Old West and exuding a deep reverence for all things wild. If time permits, explore the town with a stroll over its wooden boardwalks, camera in hand—you're sure to find some appealing shots.

At our welcome dinner this evening, meet your Photo Expedition Leader, who offers an overview of the adventures ahead. Your guide is both a professional nature and wildlife photographer, skilled at sharing tips and techniques to improve your images, and an expert naturalist, whose intimate knowledge of the region is essential to getting the shots you covet.





Discovering Our Planet Together

Itinerary At A Glance

Day 8

Bozeman / Depart

Day 2: Grand Teton National Park—Snake River Scenic Float

Nothing quite prepares you for the drama of the Tetons, which rear up in a row of pointed peaks from the floor of Jackson Hole. Protected forever in one of America's most treasured national parks, the Tetons are emblems of the West's wild grandeur, and the park's animals are as magnificent as its mountains. Today's focus is on wildlife photography as we look for elk, pronghorn, mule deer, bison and eagles. This afternoon, water level permitting, float the placid Snake River beneath the jagged backdrop of the Tetons. From the raft, we may get eye-level shots of moose, beaver, osprey or even a bear near the river's edge. We also visit Mormon Row for photos of the iconic T.A. Moulton Barn, backed by the Teton spires—a quintessential image for any western portfolio. As the day draws to a close, we linger at golden hour to capture the sun setting behind the famous range.

Day 3: Teton Photography & Alpine Exploration from Jackson Hole Tram

Rise early to experience daybreak on the Tetons as we capture the sunrise alpenglow on the crags. Today is devoted to mountain landscape photography, focusing on depth of field and proper exposure. As we travel to some of the park's most photogenic areas, we look for elk, moose, bears and eagles. This afternoon, a thrilling view is in store as we ride the Jackson Hole Mountain Resort tram to the top of 10,455-foot Rendezvous Peak. Ascending 4,139 vertical feet from the flat valley floor to the summit, without foothills to ease the climb, the steep scale of this mountain range comes into focus. From the tram dock there are shorter and longer hike options atop the mountain, with plenty of time for alpine photography. Ride the tram back down and disembark for another sunset shooting session on our way to historic Jackson Lake Lodge, where we often see moose along the marshy shoreline, backdropped by the famous Teton peaks.



Discovering Our Planet Together

Day 4: Oxbow Bend / Yellowstone National Park—Old Faithful

Rise at dawn to savor golden-hour light as we search for moose in the willow-covered bottomlands of Oxbow Bend east of Jackson Lake. Made famous by Ansel Adams in a 1942 shot of the Snake River in the foreground and Mount Moran in the background, this special spot features dramatic leading lines for artistic compositions. The slow-moving water provides habitat for fish that are food for other wildlife, and our subjects may include river otter, beaver, muskrat, osprey, bald eagles and American white pelicans.

Continue north to Yellowstone, the world's first national park, established in 1872. From bubbling mud pots to plumes of boiling water rocketing skyward, Yellowstone's geothermal features captivated early explorers like John Colter and Jim Bridger and prompted conservationists like Teddy Roosevelt to champion the park's natural assets. Today we have a chance to photograph these exciting features, with insight into the park's geology from our Expedition Leader. Have your wide-angle lens ready to embrace vast landscapes, and experiment with macrophotography as you observe intricate crystal formations in geothermal crusts and layers of color in mineral-laden pools. Learn about fire ecology as we drive through recovering areas once ravaged by wildfires, with opportunities to capture the contrast between green new growth and blackened snags. Once we reach Old Faithful, our Expedition Leader offers tips for getting exciting shots of the renowned geyser. Then head to Firehole River Basin, which boasts the highest density of geothermal features on Earth. As we wander the boardwalks among simmering hot springs and fumaroles, capture photos of geysers, mud pots and other dynamic phenomena.

Day 5: Hayden Valley / Grand Canyon of the Yellowstone / Lamar Valley / Gardiner

More of Yellowstone National Park awaits today, beginning with Hayden Valley, a favored grazing area for large herds of bison and elk. Yellowstone is home to some 4,000 bison, the largest land mammal in North America, which we expect to photograph today. Bighorn sheep may be on view near Mount Washburn, and we may also spot coyotes and bald eagles. Next, we head toward the park's most inspiring vista: the Grand Canyon of the Yellowstone River, where Yellowstone Falls pours off a sheer cliff into a thousand-foot deep gorge. Here, we have a chance to experiment with slower shutter speeds to soften the thundering cataract.

This afternoon, continue to the Lamar Valley, one of Yellowstone's most remote sectors that is also one of its best locales for wildlife viewing. Using spotting scopes, we have our first chance to look for wolves, where the odds to spy these elegant predators are better than anywhere else. Though Yellowstone's famous gray wolves are elusive and almost always viewed at a substantial distance, the Lamar Valley is the best place in North America to find and photograph them. We have the added advantage of working closely with wolf researchers in the park who help us track them. Tonight, stay just outside the park's northern boundary in Gardiner, which lies along the Yellowstone River.



Discovering Our Planet Together

Day 6: Lamar Valley Wildlife Safari / Hartman Gallery / Beartooth Scenic Byway / Northern Range

Early this morning, set out in search of wolves, grizzlies and large herds of elk and bison in the broad meadows of the Lamar Valley. Wolves were reintroduced here to their native ecosystem amid much controversy in the 1990s. After a 70-year absence following their government-sanctioned eradication, wolves have again flourished, supported by bountiful prey, and their presence has helped right imbalances in the ecosystem. Although pack movements are unpredictable and the impact of past human interactions has made wolves shy in the presence of people, our guides are experienced trackers and teach us how to search for them. We are in close contact with scientists who conduct research on wolves, and they may help us locate them based on recent sightings. Our telephoto lenses are always at the ready, but we'll also learn the process of digiscoping, which is the best means of capturing images of wolves at a distance. Our Expedition Leaders carry high-powered spotting scopes on board our vehicles, and if we are fortunate to spot wolves, they will teach you how to get shots and video on your smartphone using the scope's magnification.

This afternoon, continue to Cooke City to visit the Hartman Gallery, with a slide presentation by Dan Hartman. An award-winning wildlife photographer and videographer whose work has been featured by *National Geographic* and the BBC, Dan shares insights about wolves and wildlife photography that will inspire your visual storytelling. From Cooke City, we ascend the famous Beartooth Scenic Byway through the glacier-scoured Beartooth Range, reaching the top of a high-alpine granite plateau dotted with meltwater lakes. Charles Kuralt called it "the most spectacular road in America," and it's easy to concur. Return to Yellowstone's Northern Range early this evening for more wolf tracking, knowing our chances to photograph them are best at dawn and dusk.

Day 7: Lamar Valley / Mammoth Hot Springs / Paradise Valley / Bozeman

After one last quest for wolf and bear in the Lamar Valley this morning, return through the Northern Range and continue to Mammoth Hot Springs, one of the park's best-known geothermal features. Scalding water spills over white travertine terraces that have been described as a "cave turned inside out," and heat-loving organisms called thermophiles add colors to the mineral-laden formations. The textures and steam create intriguing abstract images, and the leading lines along the geothermal pool edges offer interesting framing. Mammoth's resident elk herd is almost certain to be on display, and unique shots that contrast nature with human presence, such as visitors ogling the animals from a busy parking lot, speak to the story of Yellowstone today.

Leaving the park through the north entrance at Gardiner, we follow the Yellowstone River through Emigrant Canyon and into the scenic Paradise Valley, flanked by the Absaroka and Gallatin ranges. Cresting Bozeman Pass, we reach the city of Bozeman, where we recount our adventures over a farewell dinner this evening.



Day 8: Bozeman / Depart

Although you're leaving the Greater Yellowstone Ecosystem today, you're taking part of it home with you. Anticipate the enjoyment of reviewing, editing and sharing your images as our western safari concludes. A transfer to the airport is included. For those with extra time to spend in Bozeman, there's plenty to explore in this historic Old West/New West town. With a rich mining, trapping and ranching heritage, Bozeman boasts 40 individual properties on the National Register of Historic Places. Home to Montana State University, the rapidly growing city has also become a hub for tourism and technology. A highlight is the Museum of the Rockies, a Smithsonian Affiliate and important repository for dinosaur fossils, including the mounted Montana's T. rex skeleton.

Natural Habitat Adventures is an authorized permittee of Grand Teton and Yellowstone national parks.



Discovering Our Planet Together




Accommodation Details:

Jackson Lake Lodge
Old Faithful Snow Lodge
Yellowstone Gateway Inn
Ridgeline Hotel at Yellowstone
Armory Hotel
The Rockwell Inn at Jackson Hole

For detailed descriptions, visit
nathab.com/us-national-parks-tours/yellowstone-grand-teton-photo-expedition/accommodations

Yellowstone & Grand Teton Photo Expedition Accommodations

An Expertly Guided Photography Adventure Among the West's Best Wildlife



Jackson Lake Lodge

Built in 1955, Jackson Lake Lodge is the first example of modernist architecture in a national park, showcasing the lake and full glory of the Tetons through the 60-foot-tall windows in its dramatic main lounge.



Old Faithful Snow Lodge

Located near Yellowstone's most famous geyser, Old Faithful, the Snow Lodge is the newest of Yellowstone's full-service hotels and has been recognized with the Cody Award for Western Design.




Yellowstone Gateway Inn

Optimally located at the north entrance to Yellowstone National Park in walking distance from historic downtown Gardiner, this homey all-suite hotel gives you plenty of room to relax.




Discovering Our Planet Together




Ridgeline Hotel at Yellowstone

Our rooms at this well-appointed boutique hotel overlook the Yellowstone River, in walking distance of the historic center of Gardiner, the northern gateway to Yellowstone National Park.



Armory Hotel

One block off historic Main Street, Bozeman's only 4-star hotel melds old and new to create sophisticated boutique lodgings that honor the heritage of the landmark Armory building.



The Rockwell Inn at Jackson Hole

Ideally located in the heart of Jackson, Wyoming, the Rockwell Inn accommodates guests in an atmosphere of rustic mountain elegance that perfectly blends Old West heritage with contemporary comforts.



Discovering Our Planet Together

You'll Get Better Photos When You Travel With Us!

The wildlife and scenery of the Yellowstone region are legendary. Home to bison, bears, bighorn sheep, elk, wolves and more, Yellowstone and Grand Teton hold charismatic subjects for wildlife photographers. But just getting here is no guarantee you'll get great photos. The best shots depend a great deal on traveling unobtrusively and knowing how to find wildlife. That's where our approach and expertise make the difference.

1

The Advantages of Our Specialized Photography Focus

We slow down to seize photo opportunities as they arise, so you don't miss a thing. Our days begin very early and conclude after sunset, to maximize the best light and highest wildlife activity. Photo Expeditions are led by top naturalist guides who are accomplished wildlife photographers and instructors.

2

Leave the Hassle Behind—Let Us Handle the Details

Traveling on your own often means countless hours spent researching, planning, asking questions, fighting for reservations, or driving around trying to figure out the best spots for photography. Why waste all that time, when we've done the legwork and removed the guesswork? With our extensive local knowledge and confirmed reservations at coveted accommodations, you'll experience far more time for stress-free photography.

3

Our Local Expertises Unveils More Wildlife

Our Photo Expedition reveals "secret" corners of Yellowstone and Grand Teton national parks that most visitors miss. Given our guides' depth of experience, we know where tourists are fewer and animals more plentiful, assuring better photos.

4

Extra Time in the Tetons & Flexibility to Explore

Our Photo Expedition itinerary is one day longer than our classic Hidden Yellowstone trip, adding an extra day in Grand Teton National Park. More relaxed pacing allows us to slow down and take advantage of photo opportunities as they arise, so you don't miss a thing. And we make the most of summer's showy blooms with special wildflower photo departures, too.

5

Very Small Groups (Just 6 Guests Per Vehicle!)

Our small groups are limited to just 12 guests—and you'll travel with only six guests per vehicle, each accompanied by a naturalist Photo Expedition Leader. This intimate arrangement facilitates a peaceful, personalized experience in nature, with flexibility to move quickly to places where wildlife has recently been spotted, and to access more remote locations that even small buses cannot reach.



Discovering Our Planet Together

6

Expert Naturalist-Photographer Guides Enhance Your Experience

Our Expedition Leaders are highly accomplished photographers and instructors as well as professional naturalists. Many guide and teach here year-round, all have in-depth knowledge of the Greater Yellowstone Ecosystem, resident wildlife behavior, and where and when to be in particular places to see animals. Our guides are the most senior in the region, called on to train other local guides. We can't emphasize enough how much difference this expertise makes to your overall experience. They are also in constant communication with local wolf researchers, providing our groups the most up-to-date knowledge of wolf locations and activity. **See Photo Expedition Leader bios** and traveler comments regarding the quality of our leaders.

7

Spend Time with an Acclaimed Local Wildlife Photographer

Nat Hab guests only have an exclusive opportunity to visit the private home and gallery of Dan Hartman, one of Yellowstone's most celebrated wildlife photographers. His renowned work, including the wolf images he is especially known for, has graced the pages of *National Geographic* and other prestigious publications. Beyond his photography prowess, Dan is a respected naturalist deeply connected to Yellowstone.

8

Specialized Safari Vans Have Roof Hatches for 360° Wildlife Viewing

Our come with custom features including panoramic windows and a roof hatch offering a 360° view on the landscape, enabling you to easily spot roving wildlife. With just six guests per vehicle (we divide our group of 12 between two vehicles) guarantees each guest a window seat, enhancing your wildlife photography prospects even while in transit. The generous space also means you've got room for all your equipment.

9

Our Quality-Value Guarantee Ensures Your Yellowstone Photo Adventure

With Natural Habitat Adventures, you receive our exclusive guarantee, stating clearly that we will meet the lofty expectations we set forth in our promotional materials. We think this is the most ambitious guarantee made by any adventure travel company.

10

Feel Good About Your Carbon-Neutral Journey

We care deeply about our planet, as we know you do. When you travel with us, the carbon emissions from your trip are 100% offset—including your round-trip flights from home. Natural Habitat Adventures has been the world's first carbon-neutral travel company since 2007.

11

Natural Habitat Adventures is WWF's Travel Partner

Because of our commitment to environmentally friendly travel, as well as the exceptional quality of our adventures, World Wildlife Fund—the world's leading environmental conservation organization—has named Natural Habitat Adventures as its worldwide travel partner, a designation that makes us exceedingly proud!



Discovering Our Planet Together



Dates & Pricing Summary:

Prices:
From \$8795

Group Size:
Limited to 12
Travelers

**Physical
Requirements:**

Yellowstone & Grand Teton Photo Expedition Dates, Pricing & Info

An Expertly Guided Photography Adventure Among the West's Best Wildlife

2025 Departures

Departure	Return	Notes
Aug 30, 2025	Sep 6, 2025	Jackson to Bozeman Habitat Club Pricing Available Fall Foliage Season🍁🍁
Sep 23, 2025	Sep 30, 2025	Bozeman to Jackson Fall Foliage Season

2026 Departures

Departure	Return	Notes
May 30, 2026	Jun 6, 2026	Jackson to Bozeman Wildflower Season
Sep 1, 2026	Sep 8, 2026	Jackson to Bozeman Fall Foliage Season
Sep 9, 2026	Sep 16, 2026	Bozeman to Jackson Fall Foliage Season
Sep 24, 2026	Oct 1, 2026	Jackson to Bozeman Fall Foliage Season
Oct 2, 2026	Oct 9, 2026	Bozeman to Jackson Fall Foliage Season



Discovering Our Planet Together

Pricing

2025 Prices

Mouse over or tap dates above to view prices for specific departure dates.

- **Photo Expedition Price**
\$8795 to \$8995



Single Occupancy: For a single room add \$1895. **Click here** to learn how you can avoid the single supplement.

Deposit: \$500 per person

Trip prices are per person based on double occupancy and are given in U.S. dollars.

Please read our Payment & Refund Policy here.

2026 Prices

Mouse over or tap dates above to view prices for specific departure dates.

- **Photo Expedition Price**
\$8995 to \$9195

Single Occupancy: For a single room add \$1895. **Click here** to learn how you can avoid the single supplement.

Deposit: \$500 per person

Trip prices are per person based on double occupancy and are given in U.S. dollars. **Please read our Payment & Refund Policy here.**

Included

Accommodations, meals from dinner on Day 1 to breakfast on final day, drinking water throughout the trip, services of Nat Hab Expedition Leaders and local guides, airport transfer on Day 1 and final day, some gratuities, all permits, entrance fees and taxes.

Not Included

Travel to and from the start and end point of your trip, alcoholic beverages, some gratuities, passport and visa fees (if any), optional activities, items of a personal nature (phone calls, laundry and internet, etc.), airline baggage fees, airport and departure taxes (if any), optional travel protection and medical evacuation insurance.



Important Information About This Trip

While the Lamar Valley and Yellowstone National Park offer some of the best opportunities to see wolves in the wild, they are still very elusive and generally do not come within close range of humans. Since our trip offers a totally natural, uncontrived experience, most wolf viewing is done at a distance through spotting scopes. We are thus able to watch the packs go about their normal behavior uninfluenced by the presence of humans. It is important to understand that it is extremely difficult to see wolves without the use of a spotting scope (which Nat Hab provides). Often, the best way to get wolf photos is with a cell phone camera through a spotting scope. Your Expedition Leader will help you with this technique, called "digiscoping." While a long lens is a must for photographers, even then, we can't guarantee excellent shots of wolves. However, we are likely to see plenty of the region's other iconic species at closer range, and the sheer beauty and grandeur of the landscape provides magnificent nature imagery. Our Expedition Leaders, who know the Greater Yellowstone region intimately, are adept at getting our groups to less-visited areas away from crowds. But of course, Yellowstone is a very popular destination, so be prepared for a fair amount of company no matter when you travel. We operate this Rocky Mountain safari in a manner similar to our African safaris: visiting prime wildlife locations in the early morning when viewing opportunities are best and most visitors are still asleep.

Getting There & Getting Home

Arrival: Arrive by 4 pm in order to attend a welcome dinner beginning at 6 pm on Day 1.

Departure: You may depart at any time on the final day.



Natural Habitat & WWF: Discovering Our Planet Together

Natural Habitat Adventures • PO Box 3065 • Boulder, CO USA 80307

USA & Canada: 800-543-8917 • International: 303-449-3711

© 2025 Natural Habitat Adventures

WWF's membership travel program is operated by Natural Habitat Adventures (Nat Hab). To date, Nat Hab has provided more than \$6 million in support of WWF's mission and will continue to give 1% of gross sales plus \$175,000 annually through 2028. WWF® and ©1986 Panda Symbol are owned by WWF. All rights reserved.