



Discovering Our Planet Together



Winter Yellowstone & Grand Teton Photo Expedition

In-Depth Photography of Wildlife & Landscapes in Snowy Solitude



Discovering Our Planet Together

Table of Contents:

Trip Overview	3
Trip Itineraries	4
2026 Itinerary	5
2027 Itinerary	10
Trip Accommodations	14
What Makes Nat Hab Different?	16
Dates & Pricing Information	18



Discovering Our Planet Together



Trip Details:

Days
9 Days /
Jan-Feb

Price
From
\$10995

Winter Yellowstone & Grand Teton Photo Expedition

In-Depth Photography of Wildlife & Landscapes in Snowy Solitude

Winter is a magical season for photographers in Yellowstone and the Tetons. Silence reigns, crowds are nonexistent, and legendary western wildlife stands out against a snowy white tableau. The Greater Yellowstone Ecosystem contains the largest concentration of free-roaming wildlife in the Lower 48—a nature photographer's grail—and we stay at coveted spots inside the park for easy access to sunrise and sunset shoots. Seek wolves on the hunt in the open expanse of the Lamar Valley. Get close-ups of bison along the Madison River, with ice-crusted coats and nostrils blowing steam in the frigid air. Photograph herds of elk on the floor of Jackson Hole. Geothermal features make entrancing subjects, too, as geysers erupt in a crystalline spray.

Trip Highlights

The Greater Yellowstone Ecosystem abounds with elk, bison, bighorn sheep, coyote and elusive wolves—get dramatic shots against winter's snowy backdrop

Spend three days pursuing elusive wolves in Yellowstone's Lamar Valley and Northern Range, the world's best place to seek photos of them using digiscopes

Reach the silent interior of Yellowstone National Park by snowcoach, gaining rare access for a stay at Old Faithful Snow Lodge



Discovering Our Planet Together



Trip Details:

Days


9 Days / Jan-Feb

Price

From \$10995

Winter Yellowstone & Grand Teton Photo Expedition Itineraries

In-Depth Photography of Wildlife & Landscapes in Snowy Solitude



2026 Itinerary

Our 2026 itinerary includes one night at Old Faithful Snow Lodge, accessed via private snowcoach, and one night in West Yellowstone. All other inclusions are identical to our 2027 itinerary.



2027 Itinerary

Our 2027 itinerary has been enhanced to include two nights at Old Faithful Snow Lodge, accessed via private snowcoach. All other inclusions are identical to our 2027 itinerary, with the exception that we no longer spend a night in West Yellowstone.



Discovering Our Planet Together

Itinerary At A Glance

Day 1

Bozeman, Montana

Day 2

Paradise Valley / Yellowstone National Park—Mammoth Hot Springs / Northern Range Wolf Tracking / Gardiner

Day 3

Wolf Tracking in the Lamar Valley / Hartman Gallery Visit

Day 4

Northern Range Wolf Tracking / Norris Geyser Basin / West Yellowstone

Day 5

Private Snowcoach Tour to Old Faithful

Day 6

Yellowstone Private Snowcoach Tour—Wildlife Photography

Day 7

Grizzly & Wolf Discovery Center / Grand Teton National Park / Jackson

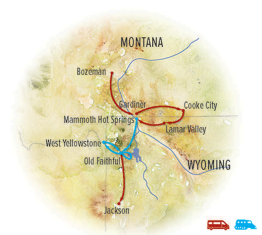
2026 Itinerary

In-Depth Photography of Wildlife & Landscapes in Snowy Solitude

Day 1: Bozeman, Montana

Arrive in Bozeman, where you're met at the airport and transferred to our 4-star hotel in the heart of the city's historic downtown. Bozeman offers a classic example of the Old West/New West dichotomy, which makes for street photography opportunities for those who arrive in advance of our welcome dinner. With a rich mining, trapping and ranching heritage, Bozeman boasts 40 individual properties on the National Register of Historic Places. It is also home to Montana State University and has a thriving economy built on growing tourism and tech sectors.

At this evening's welcome dinner, meet your Photo Expedition Leader who will offer an overview of the adventure to come and answer questions about gear and photo opportunities. A professional photographer skilled at capturing high-quality images of the animals and landscapes of the Greater Yellowstone Ecosystem, your guide is also an expert naturalist whose understanding of wildlife behavior will be essential to getting the images you covet.





Discovering Our Planet Together

Itinerary At A Glance

Day 8

Jackson Hole—National Elk Refuge

Day 9

Jackson / Depart

Day 2: Paradise Valley / Yellowstone National Park—Mammoth Hot Springs / Northern Range Wolf Tracking / Gardiner

Depart early this morning, traveling in specialty North American Safari Cruisers to follow the Lewis & Clark Trail over Bozeman Pass to the Yellowstone River. Today will be a primer into landscape and wildlife photography. While in transit, your Photo Expedition Leader will offer instruction on helpful skills for shooting Yellowstone in the winter: understanding focus, composition, white balance, and exposure.

We spend the morning in the Paradise Valley in search of eagles, mule deer and pronghorn antelope. The ragged heights of the Absaroka Range provide a dramatic backdrop for landscape photos. En route, look for wintering bighorn sheep in Gardiner River Canyon. We enter the park through the northern entrance at Gardiner, then continue to Mammoth Hot Springs. There's plenty of time to photograph the thermal activity as super-heated water flows over the white limestone terraces, which some observers describe as a "cave turned inside out."

Later this afternoon, we enter Yellowstone's Northern Range, the best place in the park to search for wolves, and our first possible chance to capture photographs of them. More frequently, we spot coyotes, elk and bison against the snow-mantled landscape. As dusk fades, we return to Gardiner, just outside the park boundary, to spend two nights.

Day 3: Wolf Tracking in the Lamar Valley / Hartman Gallery Visit

We rise early this morning to reach the Lamar Valley at the break of day in hopes of spotting wolves. The broad glacial valley offers wide-open vistas of a sublime landscape. If wolves are present, they are likely to stand out against the snowy backdrop, although they are almost always seen at a distance. Our Photo Expedition Leaders carry high-powered spotting scopes on board our vehicles, and if we are fortunate to spy wolves, we'll have the opportunity to obtain images via digiscoping, with coaching from our Photo Expedition Leader. Other wildlife is abundant, and we're sure to come away with exhilarating images, which may include coyotes, elk and shaggy bison with heavy coats encrusted with ice.

During the day, we'll also stop in Silver Gate, just outside the park's northeast corner, for a presentation at the Hartman Gallery. Owner Dan Hartman is a renowned Yellowstone wildlife photographer and local naturalist whose wolf images are widely acclaimed. He'll share slides, insights and observations about wolf behavior gleaned from countless hours in their presence, as well as tips for pursuing photos of Yellowstone's winter wildlife. Then, as the light wanes by mid-afternoon, we return to the Lamar Valley to turn our focus on wolf tracking again, knowing our chances to see them are best at dawn and dusk.



Discovering Our Planet Together

Day 4: Northern Range Wolf Tracking / Norris Geyser Basin / West Yellowstone

As dawn breaks over the snowy expanse of the Northern Range, we return once more in search of wolves. An onboard spotting scope is always at the ready, allowing us to observe wolf activity from a distance without disturbing their natural behavior. Many of our Expedition Leaders have worked for years with on-site researchers who track the packs daily, and together they provide us every opportunity to find these charismatic animals in their natural surroundings.

While we remain vigilant for elusive wolves, we have abundant opportunities to capture moose, bison, foxes and coyotes as they navigate the snow-covered terrain. With its soft, diffused light and mountainous backdrop, the valley offers a unique chance to create classic wildlife images like frost-covered bison plowing through snowdrifts and atmospheric landscape shots.

Leaving the Lamar Valley, we journey southwest to the Madison River, where winter's frosty embrace transforms the landscape into a realm of stillness and mist. Snow-laden trees and crystalline waters offer the opportunity to experiment with light—or its absence—as we concentrate on composition and shutter speed. At Norris Geyser Basin, the surreal beauty of steaming, bubbling pools and their vibrant hues strike a stark contrast to the white expanse. Here, we work on freezing motion, capturing the dramatic interplay of heat and cold.

Day 5: Private Snowcoach Tour to Old Faithful

Yellowstone's geysers are legendary, and today we'll capture their magic as we explore via private snowcoach, with a special focus on the iconic Old Faithful. Pack your wide-angle lens to frame these towering natural wonders. From vast landscapes to intricate ice crystals forming in geothermal mist, we'll experiment with composition, macro, and exposure against the vibrant colors of the mineral-laden crust.

Our day centers around Old Faithful, where your Photo Expedition Leader provides expert guidance and insights into the park's geothermal wonders. Beyond the famous geyser, the Firehole River Basin boasts the highest density of geothermal features on Earth, offering stunning shots of geysers, hot springs, mud pots and fumaroles. The dynamic beauty of these geyser basins inspired early explorers and conservationists like Teddy Roosevelt. Winter adds its own allure as steam vents and bubbling mud attract wildlife, creating chances to photograph trumpeter swans, bald eagles, elk and bison.



Discovering Our Planet Together

Day 6: Yellowstone Private Snowcoach Tour—Wildlife Photography

Today we focus on high shutter speed and action shots as we hone skills we've been working on over the course of our time together. With the entire day dedicated to wildlife photography, we can practice the techniques that are unique to photographing winter scenes in Yellowstone and even push ourselves to experiment with novel approaches as we tour via our private snowcoach.

Our Photo Expedition Leader will determine our route depending on where wildlife sightings are best, but we are likely to spend more time along the Madison River and in little-visited Hayden Valley, whose rolling hills are home to herds of bison and the Wapiti wolf pack that established a presence here several years ago. With luck, we might see them in action as we transit the valley.

Day 7: Grizzly & Wolf Discovery Center / Grand Teton National Park / Jackson

After immersing ourselves in the secluded Yellowstone wilds, today we focus on portraiture, capturing close-ups of bears, wolves and other rescued wildlife at the Grizzly and Wolf Discovery Center, an educational facility near West Yellowstone. Your Photo Expedition Leader guides you through composition so that you may make portraits that best reflect the wild essence of these magnificent creatures. Working with horizontal and vertical orientation, you will have the opportunity to shoot images that encapsulate why these predators have become such powerful western icons.

Leaving West Yellowstone, we drive south to Grand Teton National Park, stopping along the way for our first views of the Teton spires. More great shots await as sunset casts alpenglow on the jagged range, providing an incomparable backdrop for wildlife such as elk, bighorn sheep and moose.

Day 8: Jackson Hole—National Elk Refuge

Our winter safari continues into Jackson Hole, the broad, open valley at the base of the Tetons, where we go in search of bighorn sheep, bald and golden eagles, coyotes, bison, mule deer, moose and elk.

A sleigh ride on the National Elk Refuge offers another opportunity to capture intimate wildlife shots. Established in 1912 to protect the habitat of one of North America's largest elk herds, the refuge provides an unparalleled setting for photographing not only elk but also bighorn sheep, bald eagles and stunning mountain backdrops. The open sleigh offers unique low-angle perspectives, ideal for creating dynamic compositions with leading lines in the snow or the arresting contrast of elk against the white winter terrain. Experiment with depth of field to isolate subjects or use a wide-angle lens to emphasize the grandeur of the surrounding Tetons.



Discovering Our Planet Together

Day 9: Jackson / Depart

After breakfast, the day is yours to explore the Old West town of Jackson before you depart, as your schedule permits. Stop by Tom Mangelsen's downtown gallery, where you'll find his captivating collection of wildlife and landscape photography. A Jackson resident for more than 40 years, Mangelsen's images offer a masterclass in composition, storytelling and the beauty of nature. You'll also find a wide range of other interesting subjects, from the iconic elk antler arches in the town square, made from found antlers that elk shed annually, to the western saddle barstools at the famous Million Dollar Cowboy Bar. A gondola ride up Snow King Mountain offers panoramic views over the town and Tetons beyond.



Discovering Our Planet Together

Itinerary At A Glance

Day 1

Bozeman, Montana

Day 2

Paradise Valley / Yellowstone National Park—Mammoth Hot Springs / Northern Range Wolf Tracking

Days 3 & 4

Wolf Tracking in the Lamar Valley / Hartman Gallery Visit

Days 5 & 6

Private Snowcoach Tour to Old Faithful / Geothermal Photography

Day 7

Private Snowcoach Tour—Wildlife Photography / Grand Teton National Park

Day 8

Jackson Hole—National Elk Refuge

Day 9

Jackson / Depart

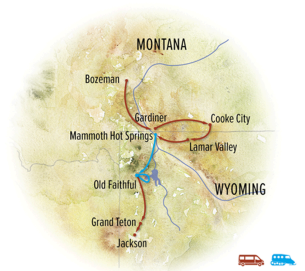
2027 Itinerary

In-Depth Photography of Wildlife & Landscapes in Snowy Solitude

Day 1: Bozeman, Montana

Arrive in Bozeman, where you're met at the airport and transferred to our 4-star hotel in the heart of the city's historic downtown. Bozeman offers a classic example of the Old West/New West dichotomy, which makes for street photography opportunities for those who arrive in advance of our welcome dinner. With a rich mining, trapping and ranching heritage, Bozeman boasts 40 individual properties on the National Register of Historic Places. It is also home to Montana State University and has a thriving economy built on growing tourism and tech sectors.

At this evening's welcome dinner, meet your Photo Expedition Leader who will offer an overview of the adventure to come and answer questions about gear and photo opportunities. A professional photographer skilled at capturing high-quality images of the animals and landscapes of the Greater Yellowstone Ecosystem, your guide is also an expert naturalist whose understanding of wildlife behavior will be essential to getting the images you covet.





Day 2: Paradise Valley / Yellowstone National Park—Mammoth Hot Springs / Northern Range Wolf Tracking

Depart early this morning, traveling in our custom North American Safari Cruisers to follow the Lewis & Clark Trail over Bozeman Pass to the Yellowstone River. Today offers a primer into landscape and wildlife photography as our Photo Expedition Leader offers instruction en route on helpful skills for shooting Yellowstone in winter. We'll review key elements including focus, composition, white balance and exposure, with tips for photographers of all ability levels. Spend the morning in the Paradise Valley in search of eagles, mule deer and pronghorn antelope. The ragged heights of the Absaroka Range rising above the river provide a dramatic backdrop. As we travel, look for wintering bighorn sheep in Gardiner River Canyon.

We enter Yellowstone National Park through the northern entrance at Gardiner, then continue to Mammoth Hot Springs where we spend the next three nights. There's plenty of time to photograph the thermal activity as super-heated water flows over the white limestone terraces, which some observers describe as a "cave turned inside out." Elk frequently roam the area, too—no long lens required. But take it with you later this afternoon as we enter Yellowstone's Northern Range, the best place in the park to search for wolves, and our first possibility to capture photos of them. More frequently, we spot coyotes, elk and bison against the snow-mantled landscape. As dusk fades, return to Mammoth to spend the first of three nights.

Days 3 & 4: Wolf Tracking in the Lamar Valley / Hartman Gallery Visit

Each morning, we rise early to reach the Lamar Valley at the break of day in hopes of spotting wolves. As dawn breaks over the snowy expanse of the Northern Range, the broad glacial valley offers wide-open vistas of a sublime landscape. If wolves are present, they are likely to stand out against the snowy backdrop, although they are almost always seen at a distance. Our Photo Expedition Leaders carry high-powered spotting scopes on board our vehicles, allowing us to observe wolf activity from a distance without disturbing their natural behavior. If we are fortunate to spy wolves, we'll have the opportunity to obtain images via digiscoping, with coaching from our guides. Many of our Expedition Leaders have worked for years with on-site researchers who track the packs daily, and together they provide us every opportunity to find and photograph these charismatic animals in their natural surroundings. Other wildlife is abundant, and we're sure to come away with exhilarating images that may include coyotes, foxes, moose, elk, and ice-crusted bison plowing through snowdrifts.

On one day, we'll stop in Silver Gate, just outside the park's northeast corner, for a presentation at the Hartman Gallery. Owner Dan Hartman is a renowned Yellowstone wildlife photographer and local naturalist whose wolf images are widely acclaimed. He'll share slides, insights and observations about wolf behavior gleaned from countless hours in their presence, as well as tips for pursuing photos of Yellowstone's winter wildlife. Then, as the light wanes by mid-afternoon, we return to the Lamar Valley to turn our focus on wolf tracking again, knowing our chances to see them are best at dawn and dusk.



Days 5 & 6: Private Snowcoach Tour to Old Faithful / Geothermal Photography

Yellowstone's geysers are legendary, and today we capture their wonder as we explore via private snowcoach, with a special emphasis on iconic Old Faithful geyser. Most of the park roads are closed in winter, yet we are able to access Old Faithful Snow Lodge, where we spend two nights, via this special over-the-snow vehicle. Very few people are present, and we relish the rare solitude and profound silence of the white-mantled land around us. Yet everywhere we turn, the blanket of snow and ice contrasts with steaming heat from the geothermal features that simmer beneath, breaking through in shots of boiling spray and bubbling mud. Have your wide-angle lens ready to frame all the drama we witness, from vast landscapes to rocketing geysers. Dial your gaze in close, too, to capture intricate ice crystals forming in geothermal mist, experimenting with composition, macro angles and exposure against the vibrant colors of the mineral-laden crust in the geyser basins.

Our Photo Expedition Leader provides expert guidance and insight into the natural history of the park's geology that creates this wondrous tableau. Beyond famous Old Faithful itself, the Firehole River Basin boasts the highest density of geothermal features on Earth, offering shots of geysers, hot springs, mud pots and fumaroles. The dynamic beauty of these geyser basins inspired early explorers and conservationists like Teddy Roosevelt to protect this singular landscape for all time. Winter adds special allure as steam vents and bubbling mud attract wildlife to the warmth, creating the possibility for photos of trumpeter swans, bald eagles, elk and bison against the steaming landscape. A chance to go snowshoeing through these pristine environs offers a special encounter with the quiet essence of Yellowstone nature.

Day 7: Private Snowcoach Tour—Wildlife Photography / Grand Teton National Park

With the entire day dedicated to wildlife photography, there's time to practice the techniques we've been honing as we photograph more winter scenes via a private snowcoach tour through farther reaches of Yellowstone. Our Photo Expedition Leader will determine our route depending on where wildlife sightings are best, but we are likely to spend time along the Madison River and in little-visited Hayden Valley, whose rolling hills are home to herds of bison and the Wapiti wolf pack that established a presence here several years ago. With luck, we might see them in action as we transit the valley. Once we disembark the snowcoach and exit the park, continue driving south to Grand Teton National Park, stopping along the way for our first shots of the Tetons' arresting spires. More striking photos await as sunset casts alpenglow on the jagged range, creating an incomparable backdrop for wildlife images that may include elk, coyote, bighorn sheep and moose.



Day 8: Jackson Hole—National Elk Refuge


Our winter photo safari continues into Jackson Hole, the broad, open valley at the base of the Tetons where we go in search of bighorn sheep, bald and golden eagles, coyotes, bison, mule deer, moose and elk. A sleigh ride on the National Elk Refuge offers another opportunity to capture intimate wildlife shots. Established in 1912 to protect the habitat of one of North America's largest elk herds, the refuge provides an unparalleled setting for photographing not only elk but other iconic Rocky Mountain mammals and stunning mountain backdrops. The open sleigh offers unique low-angle perspectives, ideal for creating dynamic compositions with leading lines in the snow or the arresting contrast of elk against the snowy white meadow expanse. Experiment with depth of field to isolate subjects, or use a wide-angle lens to emphasize the grandeur of the Teton tableau. This evening, gather for a farewell dinner to celebrate our photography adventures.

Day 9: Jackson / Depart

After breakfast, the day is yours to explore the Old West town of Jackson before you depart, as your schedule permits. Stop by Tom Mangelsen's downtown gallery, where you'll find his captivating collection of wildlife and landscape photography. A Jackson resident for more than 40 years, Mangelsen's images offer a masterclass in composition, storytelling and the beauty of nature. You'll also find a wide range of other interesting subjects, from the famous elk antler arches in the town square to the western saddle barstools at the famous Million Dollar Cowboy Bar. A gondola ride up Snow King Mountain offers panoramic views over the town and Tetons beyond.



Discovering Our Planet Together



Accommodation Details:

Armory Hotel

Mammoth Hot Springs Hotel

Old Faithful Snow Lodge

The Rockwell Inn at Jackson Hole

Ridgeline Hotel at Yellowstone

For detailed descriptions, visit nathab.com/us-national-parks-tours/winter-yellowstone-wolves-photo-expedition/accommodations


Winter Yellowstone & Grand Teton Photo Expedition Accommodations

In-Depth Photography of Wildlife & Landscapes in Snowy Solitude



Armory Hotel

One block off historic Main Street, Bozeman's only 4-star hotel melds old and new to create sophisticated boutique lodgings that honor the heritage of the landmark Armory building.



Mammoth Hot Springs Hotel

Built in 1936 near the north entrance of Yellowstone National Park, the Mammoth Hot Springs Hotel is a welcoming lodge built in the Art Moderne architectural style and is famed for its signature map room containing a large wooden map of the United States.



Old Faithful Snow Lodge

Located near Yellowstone's most famous geyser, Old Faithful, the Snow Lodge is the newest of Yellowstone's full-service hotels and has been recognized with the Cody Award for Western Design.




Discovering Our Planet Together



The Rockwell Inn at Jackson Hole

Ideally located in the heart of Jackson, Wyoming, the Rockwell Inn accommodates guests in an atmosphere of rustic mountain elegance that perfectly blends Old West heritage with contemporary comforts.



Ridgeline Hotel at Yellowstone

Our rooms at this well-appointed boutique hotel overlook the Yellowstone River, in walking distance of the historic center of Gardiner, the northern gateway to Yellowstone National Park.



Discovering Our Planet Together

Yellowstone's Ultimate Wolf & Wildlife Photography Opportunity

Yellowstone and the Tetons offer a spectacular backdrop for wildlife and nature photography, especially as winter's light plays upon a frosty white canvas. While most other outfitters offer shorter trips through a limited section of the parks, our comprehensive winter journey includes both Yellowstone and Grand Teton, plus the National Elk Refuge in Jackson Hole. Learn more about what puts this photo safari ahead of the others:

1 The Most Immersive Yellowstone Photo Safari on Offer

Our decades of experience in the Greater Yellowstone Ecosystem ensure that you benefit from our deep local knowledge, including where the best wildlife photography opportunities lie. We get you into areas of the parks that most travelers rarely see, to facilitate the photography opportunities you covet.

2 A Small Group Ensures Intimate Wildlife Encounters

Our group of no more than 12 photographers is divided into two smaller groups aboard separate vehicles, each with an Expedition Leader, for the quietest and most personalized experience. Traveling in a small group allows us to move quickly to places where wolves have most recently been spotted.

3 Stay at Old Faithful Snow Lodge (Two Nights in 2027)

A coveted element of our itinerary! With most roads closed in the park during winter, the only way to reach Old Faithful is via snowcoach—and we get you there to stay in peace and solitude at Old Faithful Snow Lodge. You'll have access right out the door to the famous geyser, to photograph it any time you want. We spend one night here in 2026, while our 2027 itinerary includes two nights at the lodge.

4 Specialized Hatch-Roof Safari Vehicles Enhance Photography Access

Our spacious North American Safari Cruisers are luxury vans with large side windows and a pop-top roof hatch offering a 360° view on landscapes and wildlife. Every traveler has a window seat plus plenty of space for your camera equipment and other gear. **These exclusive vehicles** make a big difference in your overall experience!

5 The Best Snowcoaches for Remote Winter Access

To get deep into the remote reaches of Yellowstone's interior, which is off-limits to regular vehicles in winter, we charter special over-the-snow vehicles. These private snowcoaches are the most comfortable and reliable winter vehicles in the park, with huge tires, big picture windows, and a high ceiling for easy access.



Discovering Our Planet Together

6 Our Photographer Guides Are Also Professional Naturalists

You simply won't find a more superlative guide for your Yellowstone photography adventure. Our Expedition Leaders are professional photographers *and* naturalists, with in-depth knowledge of the natural history of the places we visit. Their intimate knowledge of resident wildlife is a boon, and our guides are in constant communication with local wolf researchers, providing the most up-to-date knowledge of wolf locations and activities. Our Yellowstone Photo Expedition Leaders also receive additional training and resources from WWF's top scientists. We can proudly state that they are the guides called upon to train and teach other local guides. **See Expedition Leader bios** with traveler comments regarding the quality of our leaders.

7 Meet a Renowned Yellowstone Wildlife Photographer

Drawing on our years of connections in the region, we've arranged personal time with one of the country's premier wolf and wildlife photographers. We'll visit the home and gallery of famed local naturalist-photographer Dan Hartman, renowned for his images of wolves in particular and pleased to share with you his tips for how to capture the best shots of these often-elusive animals.

8 Our Quality-Value Guarantee Ensures Your Outstanding Photo Tour

When you travel with Natural Habitat Adventures, you get our exclusive guarantee that states that we will meet the high expectations we set forth in our promotional materials. To our knowledge, this is the most ambitious guarantee made by any adventure travel company.

9 Feel Good About the Way You Travel


We all care about the planet, and you can travel with us knowing that the emissions from your trip are 100 percent carbon-offset. Natural Habitat Adventures is the world's first carbon-neutral travel company, a feature that is especially critical when considering that wildlife and their habitats are under substantial threat from our planet's warming temperatures.

10 Natural Habitat Adventures Is World Wildlife Fund's Travel Partner

Because of our commitment to environmentally friendly travel, as well as the exceptional quality of our small-group nature adventures, World Wildlife Fund, the world's leading environmental conservation organization, has named Natural Habitat its worldwide travel partner—a designation that makes us exceedingly proud!



Discovering Our Planet Together



Dates & Pricing Summary:

Prices:
From \$10995

Group Size:
Limited to 12
Travelers

Winter Yellowstone & Grand Teton Photo Expedition Dates, Pricing & Info

In-Depth Photography of Wildlife & Landscapes in Snowy Solitude

2026 Departures

Departure	Return	Notes
Feb 8, 2026	Feb 16, 2026	\$11195 USD Jackson to Bozeman

Feb 17, 2026	Feb 25, 2026	\$11195 USD Bozeman to Jackson
--------------	--------------	-----------------------------------

2027 Departures



Discovering Our Planet Together

Departure	Return	Notes
! Dates not confirmed for 2027		
Jan 5, 2027	Jan 13, 2027	\$10995 USD Jackson to Bozeman
Jan 14, 2027	Jan 22, 2027	\$10995 USD Bozeman to Jackson
Feb 7, 2027	Feb 15, 2027	\$11195 USD Jackson to Bozeman



Pricing

See <https://nathab.com/us-national-parks-tours/winter-yellowstone-wolves-photo-expedition/dates-fees> for the latest pricing details.

Included

Accommodations, services of Nat Hab's professional Expedition Leader(s) and local staff, transportation in and local snowcoaches, all meals from dinner on Day 1 through breakfast on final day, some gratuities, airport transfers on Day 1 and final day, gear including warm parkas and winter boots, use of Nat Hab scopes and binoculars, all activities and entrance fees, all taxes, permits and service fees.

Not Included

Travel to and from the start and end point of your trip, alcoholic beverages, some gratuities, passport and visa fees (if any), optional activities, items of a personal nature (phone calls, laundry and internet, etc.), airline baggage fees, airport and departure taxes (if any), optional travel protection and medical evacuation insurance.

Physical Requirements

Important Information About This Trip

While the Lamar Valley and Yellowstone National Park offer some of the best opportunities to see wolves in the wild, these animals are still very elusive, and they usually do not come in close range of humans. This trip offers a totally natural, uncontrived experience, and as a result, most wolf viewing is done at a distance through spotting scopes. This allows us to watch the packs go about their normal behavior uninfluenced by the presence of humans. It is important to understand that it is incredibly difficult to see the wolves without the use of a spotting scope (Nat Hab provides spotting scopes on your trip). Often, the best way to get photos of the wolves is with a cell phone camera through a spotting scope. Your Expedition Leader will help you with this technique, called "digiscoping." While a long lens is a must for photographers, even then, we can't guarantee excellent shots of the wolves. However, the sheer beauty and grandeur of the Greater Yellowstone Ecosystem provides magnificent nature imagery, and we are likely to see plenty of the region's other iconic species. Please note that winter temperatures in the region are often very cold, and we do spend a lot of time standing in the outdoors. At times, temperatures may fall below 0° F. On some dates, our itinerary operates in the reverse order of what is listed on our trip page. Please contact our office for details.

Natural Habitat Adventures is an authorized permittee of the U.S. National Park Service.



Discovering Our Planet Together

Getting There & Getting Home

This trip begins in Jackson, Wyoming, and ends in Bozeman, Montana. **You must arrive in Jackson by 4 pm on Day 1** in order to attend a welcome dinner beginning at 6 pm. (Please note: Alternating departures operate in reverse, beginning in Bozeman and ending in Jackson.)

You may depart from Bozeman at any time on the final day.

Our Natural Habitat Adventures Travel Desk can best assist with your travel reservations, as our staff is familiar with the specific requirements of this program and can help arrange the most efficient itinerary. Please call us at 800-543-8917. While we offer the best available rates to us on airfare and additional nights accommodations, you may occasionally find special web rates or lower fares online.



Natural Habitat & WWF: Discovering Our Planet Together

Natural Habitat Adventures • PO Box 3065 • Boulder, CO USA 80307

USA & Canada: 800-543-8917 • International: 303-449-3711

© 2026 Natural Habitat Adventures

WWF's membership travel program is operated by Natural Habitat Adventures (Nat Hab). To date, Nat Hab has provided more than \$6 million in support of WWF's mission and will continue to give 1% of gross sales plus \$175,000 annually through 2028. WWF® and ©1986 Panda Symbol are owned by WWF. All rights reserved.