



Discovering Our Planet Together



Tundra Lodge Photo Expedition

Maximize Your Photo Opportunities by Staying in the Polar Bears' Domain



Discovering Our Planet Together

Table of Contents:

Trip Overview	3
Trip Itinerary	4
Trip Accommodations	7
What Makes Nat Hab Different?	8
Dates & Pricing Information	11
Trip Extensions	15



Discovering Our Planet Together



Trip Details:

Days

7 Days /
Nov

Price

From
\$14795
(+Air)

Tundra Lodge Photo Expedition

Maximize Your Photo Opportunities by Staying in the Polar Bears' Domain

For wildlife photographers keen to capture close-up images of polar bears, this is the ultimate photo tour in the very best spot to get those coveted shots! Stay in the very heart of the bears' territory at our exclusive Tundra Lodge, isolated in the wild near the edge of Hudson Bay. This unique accommodation offers round-the-clock proximity to polar bears, providing unparalleled opportunities for stunning close-ups. Outdoor observation decks grant intimate access to the bears, which often approach us directly. And look for polar bears from inside the comfortable interior of our train-style lodge with its connected lounge, dining and sleeping cars. We also embark on daily Polar Rover excursions farther afield, to photograph bears and other northern wildlife in its natural habitat. Your Expedition Leaders are expert naturalist guides and accomplished wildlife photographers, eager to share their knowledge and experience with you. Join us for the ultimate polar bear photo immersion!

Trip Highlights


Stay 24/7 in wild polar bear habitat at our exclusive Tundra Lodge base—a truly unique accommodation providing matchless proximity to polar bears

Aboard Polar Rover vehicles with custom features designed for photography, venture beyond the lodge to search for even more polar bears

Capture shots of other northern wildlife thriving along the Hudson Bay, including Arctic fox, Arctic hare, snowy owl and willow ptarmigan.



Discovering Our Planet Together



Itinerary At A Glance

Day 1

Winnipeg, Manitoba

Day 2

Winnipeg / Churchill—Tundra Lodge

Days 3 - 5

Polar Bear Photography from the Tundra Lodge

Day 6

Churchill—Dog Sledding / Winnipeg

Day 7

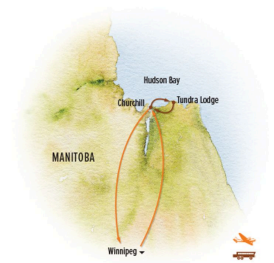
Winnipeg / Depart

Tundra Lodge Photo Expedition Itinerary

Maximize Your Photo Opportunities by Staying in the Polar Bears' Domain

Day 1: Winnipeg, Manitoba

Arrive in Winnipeg, Manitoba's vibrant capital, and transfer to the venerable Fort Garry Hotel in the heart of the city. This French-style chateau is a National Historic Site, built in 1913 by the Grand Trunk Pacific Railway and still the grande dame of Winnipeg, offering elegant atmosphere and first-class hospitality. Meet your Expedition Leader for an orientation and welcome dinner this evening.





Day 2: Winnipeg / Churchill—Tundra Lodge

Fly by chartered plane to Churchill, a remote subarctic town that evolved near the site of an important 17th-century Hudson's Bay Company fur-trading post. On arrival, we transfer to the Tundra Lodge via Polar Rover—a specialized custom vehicle built to traverse the tundra—with our first chance to photograph polar bears and other wildlife along the way. Here on the edge of Hudson Bay, where boreal forest gives way to Arctic tundra, animals abound, even in the harsh climate that envelops this environment much of the year. We may see caribou, Arctic fox, Arctic hare, ptarmigan and snowy owl, as well as the undisputed King of the North, the mighty polar bear. Our Photo Expedition Leaders, intimately acquainted with polar bear traits and behavior, interpret all we see. Once we're settled in to the Tundra Lodge for our first of four nights, we'll have dinner and an evening presentation by our guides, who share tips for capturing the best shots of Arctic wildlife, including polar bears, plus northern landscapes, drawing on their extensive experience in these environs.

Days 3 - 5: Polar Bear Photography from the Tundra Lodge

The Tundra Lodge is strategically positioned in the Churchill region's best area for polar bear viewing. Each fall, several hundred polar bears congregate in the vicinity of Churchill, waiting for the ice to freeze on Hudson Bay to begin their winter seal-hunting season. Ice often forms first around the small spit of land where the Tundra Lodge is located, attracting more bears to this area than any other. While we don't see dozens at once, we do tend to get frequent bear activity in this location. And since we are staying directly on the tundra, we have ideal early-morning and late-afternoon photo opportunities, with magical, lingering light. In addition to multiple outdoor observation decks, the lodge has plenty of common areas—a lounge with sofas and chairs as well as a dining car, both with large sliding windows—so photographers have plenty of space to shoot spontaneously.

Inquisitive bears often approach the lodge at close range, and its rows of windows and elevated outdoor decks accommodate our own curiosity. As we watch the bears interact, we're delighted by their antics and rugged beauty. We may see mothers with cubs, young males play-fighting, and solitary individuals lumbering over the tundra. We combine observation from the Tundra Lodge with excursions in our special all-terrain tundra vehicles called Polar Rovers, to afford lodge guests the best possible variety of wildlife encounters in the area. At the end of each exhilarating day, we come together for dinner and photography presentations. On a clear night, we may be fortunate to photograph the wondrous phenomenon of the northern lights. The aurora often begins as a faint white glow, then intensifies in scope and color as it shimmers across the dark sky. While the lights are never guaranteed, Churchill has some of the most frequent auroral activity on Earth.



Day 6: Churchill—Dog Sledding / Winnipeg

We reluctantly leave the wild tundra this morning and head back to the town of Churchill, yet more northern adventure awaits: Before our afternoon flight to Winnipeg, we have a chance to go for a ride with a team of lively sled dogs! Just outside town, we meet a local musher and his team, spending time getting to know and learn about the dogs before taking turns riding behind them on an exhilarating run through the boreal forest. If time permits, there may also be a chance to pick up last-minute handicrafts and souvenirs, or to take an optional helicopter flight over the tundra before we depart. We'll have a farewell lunch together before our chartered flight back to Winnipeg, where a final reception caps our Arctic adventure.

Day 7: Winnipeg / Depart

After breakfast, transfer to the airport for flights home.

An important note on polar bear viewing: *Since 1989, we have run approximately 1,500 departures to Churchill to view polar bears, and we've missed seeing them on just a handful of occasions. Some of our sightings are up close, and others are from afar, or even from a helicopter. It's important to remember that while there is no better opportunity to see polar bears in the wild than our Churchill trips offer, the experience is weather-dependent. That means viewing polar bears—and the distance at which we may be able to photograph them—is unpredictable and not guaranteed.*

*Check out more details on the **ebbs and flows of the Churchill polar bear viewing season** .*



Discovering Our Planet Together



Accommodation Details:

Fort Garry Hotel

Tundra Lodge

For detailed descriptions, visit nathab.com/polar-bear-tours/tundra-lodge-photo-expedition/accommodations


Tundra Lodge Photo Expedition Accommodations

Maximize Your Photo Opportunities by Staying in the Polar Bears' Domain



Fort Garry Hotel

The grande dame of Winnipeg hospitality and one of the city's most prestigious landmarks, this historic downtown hotel provides a genteel welcome before and after our northern adventures in Churchill.



Tundra Lodge

Optimally stationed in prime polar bear habitat, this unique custom hotel accommodates 29 guests for unparalleled bear viewing and a remarkably comfortable Arctic immersion.



What Makes The Tundra Lodge So Special for Polar Bear Photography?

A truly unique accommodation, the world-famous **Tundra Lodge** offers the most effective way to immerse yourself (and your camera) in the polar bear's realm. From the moment you wake up until the moment you go to sleep, you won't miss a shot, since scouting for bears is our top pursuit—even during meals and activities. If getting once-in-a-lifetime polar bear photos is your dream, whether you're a professional photographer or a keen amateur, here are some important things you should know before you select a trip:

1 The Best Polar Bear Photography Spot on the Planet!

The Tundra Lodge is strategically located on a small spit of land where the sea ice first begins to form in Hudson Bay. This isolated spot attracts polar bears at the start of the bear-viewing season, placing Tundra Lodge photographers in the very heart of the most concentrated polar bear activity on the planet.

2 Close-Up Viewing Directly from the Tundra Lodge

This unusual accommodation, designed like a train with sleeper cars, offers multiple vantage points on the polar bears that surround it. Since we're elevated above the ground, we can get very close to the bears in total safety, whether photographing from multiple outdoor viewing decks or by simply opening the expansive sliding glass windows in the lounge and dining cars. Each guest has a compact private cabin with windows to keep an eye out for bear activity. And if the aurora borealis makes an appearance, we're perfectly situated to capture it, too!

3 Access the Best Bear Photography Area with Our Exclusive Permits

Not every photo tour operator holds permits to access the Churchill Wildlife Management Area, where the best and sometimes only occurs. Naturally, Nat Hab, in partnership with Great White Bear Tours, holds one of these coveted permits, securing full access to maximize your photo opportunities.

4 Our Polar Rovers: The Best Tundra Vehicles for Polar Bear Photography!

Custom-built for polar bear photography, our Rovers are the best tundra vehicle in Churchill. Built by our partner in Manitoba—a world-renowned specialty vehicle designer—they feature large sliding plate glass windows and an angled front windshield designed for capturing shots of bears directly below, where you'll have an excellent vantage point for fantastic portraits. The Rover also has an outdoor viewing platform with a steel mesh grated floor, so you can get a photo of your feet mere inches from a curious bear that may wander up beneath. With a custom-designed heavy-duty suspension system that offers a surprisingly smooth ride, plus flush toilet facilities, our Rovers allow our guests travel in superior comfort and safety.



Discovering Our Planet Together

5 Steel Mesh Platforms Allow Close-Up Bear Observation

Innovative steel-mesh decking built into the rear viewing platforms of every Polar Rover, and between cars on the Tundra Lodge, allows us to observe and photograph polar bears from literally inches away! Since curious bears sometimes wander up right beneath us, you might even get a photo of your toes next to a bear's nose!

6 Dog Sled Ride Included on Every Departure

Every one of our Churchill tours includes a personal visit with a local dog musher and his team, and the chance to glide through the boreal forest on a dog sled ride! During the earlier part of our season, if there isn't sufficient snow cover, the dogs will pull our guests in a wheeled cart. But whenever you come to Churchill, this authentic northern adventure is standard on all departures...and it makes for a great photography opportunity!

7 The Smallest Groups for the Finest Nature Photography Adventures

Nat Hab is known for its small groups, especially while out on the tundra in our Polar Rovers. Vehicles with access to the Churchill Wildlife Management Area can hold 30-50 people, but we generally travel with no more than 16 aboard our Polar Rovers, so every photographer can comfortably spread out with their gear and have ample room to pursue varying shot angles.

8 Private Chartered Flights Maximize Your Photography Time

Rather than waiting at airports and navigating security screenings, we charter our own private plane to fly us directly from Winnipeg to Churchill at our convenience. We know you'd rather spend your time on the tundra photographing polar bears, not sitting around in airports!

9 We Outfit Your for Cold-Weather Arctic Photography Conditions

At no cost to you, we provide heavy Arctic-style insulated parkas and heavy-duty winter boots, so there's no need to go spend money buying bulky outdoor gear you'll use only once.

10 The Finest Naturalist Guides on the Planet

Nat Hab is known worldwide for the highest-quality guides in the industry. Our Polar Bear Photo Expedition Leaders have been guiding for an average of more than 10 years each. They have the benefit of in-depth annual training, including additional resources provided by WWF scientists at the forefront of polar bear research. Additionally, our photo tour leaders are professional photographers, with a passion and talent for sharing their knowledge with guests of all ability levels. Our philosophy on this is simple: a nature adventure is only as good as the guide, so we simply must provide the best! **See Photo Expedition Leader bios** and traveler comments regarding the quality of our leaders.



Discovering Our Planet Together

11 Our Quality-Value Guarantee Ensures Your Special Polar Bear Experience

With Natural Habitat Adventures, you receive our exclusive guarantee that clearly states that we will meet the high expectations we set in our promotional materials. To our knowledge, this is the most ambitious guarantee made by any adventure travel company.

12 Feel Good About the Way You Travel


We all care about the planet, and you can travel with us knowing that the emissions from your trip are 100-percent carbon-offset. Natural Habitat Adventures is the world's first carbon-neutral travel company, a feature that is particularly important when considering that polar bears are under major threat from climate change.

13 Natural Habitat Adventures is World Wildlife Fund's Travel Partner

Because of our commitment to environmentally friendly travel, as well as the exceptional quality of our adventures, World Wildlife Fund, the world's leading environmental conservation organization, has named Natural Habitat as its worldwide travel partner, a designation that makes us exceedingly proud!



Discovering Our Planet Together



Dates & Pricing Summary:

Prices:
From \$14795
(+Air)

Group Size:
Limited to 29
Travelers

Tundra Lodge Photo Expedition Dates, Pricing & Info

Maximize Your Photo Opportunities by Staying in the Polar Bears' Domain

2025 Departures

Departure	Return	Notes
Oct 31, 2025	Nov 6, 2025	\$14795 USD (+internal air)
Nov 7, 2025	Nov 13, 2025	\$14795 USD (+internal air)

2026 Departures

Departure	Return	Notes
Oct 31, 2026	Nov 6, 2026	\$15595 USD (+internal air)
Nov 7, 2026	Nov 13, 2026	\$15595 USD (+internal air)

2027 Departures



Discovering Our Planet Together

Departure	Return	Notes
Oct 31, 2027	Nov 6, 2027	\$15595** USD (+internal air)
Nov 7, 2027	Nov 13, 2027	\$15595** USD (+internal air)



Discovering Our Planet Together

Pricing

See <https://nathab.com/polar-bear-tours/tundra-lodge-photo-expedition/dates-fees> for the latest pricing details.

Included

- **Trip price includes:** Accommodations in Winnipeg and on our private Tundra Lodge, services of Nat Hab's professional Photography Expedition Leaders and assistants, Polar Rover excursions, dog sledding excursion, evening wildlife and cultural presentations, all meals from dinner on Day 1 through breakfast on final day, some alcoholic beverages, including a parka and boots during your trip, most gratuities, airport transfers on Day 1 and final day, all activities and entrance fees, all taxes, permits and service fees.
- **Internal air cost includes:** Round-trip private charter flights from Winnipeg to Churchill.

Not Included

Travel to and from the start and end point of your trip, some alcoholic beverages, some gratuities, passport and visa fees (if any), optional activities, items of a personal nature (phone calls, laundry and internet, etc.), airline baggage fees, airport and departure taxes (if any), optional travel protection and medical evacuation insurance.

Important Information About This Trip

Our Tundra Lodge polar bear photo tour is designed specifically for avid photographers who want to spend their days shooting. Our Expedition Leaders will impart their expertise in both nature interpretation and photography techniques, helping guests capture outstanding images of the Arctic environment and its resident wildlife, with a focus, of course, on polar bears. The specialized Polar Rover vehicle located on site provides transportation for half-day excursions over the tundra. Each Tundra Lodge guest will travel on the Polar Rover for one half-day excursion each day; the second half of each day is spent viewing the bears from the comfort of the Tundra Lodge. As the bears approach us, we are able to observe their interactions in the natural environment surrounding the lodge.

Regarding polar bears in general: Polar bears are typically found in the Churchill area year-round. The highest concentration occurs in October and November as the bears gather on the shores of Hudson Bay awaiting the annual freeze-up. Sometimes the best bear viewing is at the beginning of the season, sometimes it happens in the middle, and sometimes at the end—we never know for sure. Once Hudson Bay freezes, many of them depart. Historically, this has occurred in early December, but an unusually early cold spell sometimes happens, hastening their departure.

Meals

Please understand that the meals in Churchill are specially planned and prepared for well in advance. With ample notice, dietary requirements due to serious medical conditions or strict personal restrictions can be met, but must be adhered to while on the adventure. If you have a very restricted diet, we recommend bringing some of your preferred snacks along with the appreciation that certain foods are limited in this part of the world.



Mandatory Insurance

Since the areas we travel to are remote and wild (that's why we go there!), we require that all guests have, at minimum, medical evacuation insurance for this program. This is for the safety of all guests. We require that your chosen independent insurance plan includes at least \$250,000 in medical evacuation coverage.


To protect your investment and to provide peace of mind while you travel, we also strongly recommend purchasing comprehensive travel insurance. Plans may cover everything from medical treatment to trip cancellations and delays and lost luggage. Please contact our office if you would like more information about the medical evacuation and comprehensive travel insurance policies we offer by calling 800-543-8917.

Getting There & Getting Home

In case of flight or weather delays, we recommend that you arrive a day early. Please schedule your flights to arrive by 5 pm in order to attend a 7 pm orientation dinner on Day 1 of your program. You are free to depart at any time on the final day.



Discovering Our Planet Together



Extension Details:

Northern Tundra Helicopter Adventure
\$690

Tundra Lodge Photo Expedition Extensions

Maximize Your Photo Opportunities by Staying in the Polar Bears' Domain



Northern Tundra Helicopter Adventure

Our exclusive helicopter flight over the tundra is an exhilarating way to view northern wildlife. Track migrating caribou, Arctic fox and the mighty polar bear from an exciting aerial perspective.

\$690



Natural Habitat & WWF: Discovering Our Planet Together

Natural Habitat Adventures • PO Box 3065 • Boulder, CO USA 80307

USA & Canada: 800-543-8917 • International: 303-449-3711

© 2025 Natural Habitat Adventures

WWF's membership travel program is operated by Natural Habitat Adventures (Nat Hab). To date, Nat Hab has provided more than \$6 million in support of WWF's mission and will continue to give 1% of gross sales plus \$175,000 annually through 2028. WWF® and ©1986 Panda Symbol are owned by WWF. All rights reserved.