



Discovering Our Planet Together



Northern Lights Photo Expedition

Outstanding Photo Prospects in One of the World's Best Places to View the Aurora Borealis




Table of Contents:

Trip Overview	3
Trip Itinerary	4
Trip Accommodations	8
What Makes Nat Hab Different?	9
Dates & Pricing Information	12



Discovering Our Planet Together



Trip Details:

Days
7 Days /
Feb-Mar

Price
From \$9795
(+Air)

Northern Lights Photo Expedition

Outstanding Photo Prospects in One of the World's Best Places to View the Aurora Borealis

The northern lights hold special allure for photographers—and this adventure is designed to help you get outstanding images of this wondrous natural event. Churchill is an optimal destination for aurora photography—winter night skies here are typically clear, and it has one of the most active auroral displays in the world. Our naturalist Expedition Leaders are experts at helping you get coveted shots of this inspiring phenomenon. Photograph the night sky in warmth and comfort from various inspiring locations, including our geodesic Aurora Sphere with transparent panels; a cabin deep within the boreal forest accessed via private snowcoach; a tepee illuminated by a campfire at a dog musher's camp; and from our lodge located well outside town, where you can capture photos and video all night long when the lights are visible. By day, enjoy authentic northern activities like dog sledding and snowshoeing.

Trip Highlights


Maximize photo opportunities from multiple private settings—offering varied compositions and access to warm interior space, away from the lights of town

The northern lights can pose tricky challenges for photographers, but your Photo Expedition Leaders will help you get the thrilling images you aspire to

The Canadian North abounds with distinctive photo subjects—encounter local lifestyles and traditions on winter activities from snowshoeing to dog sledding



Discovering Our Planet Together



Itinerary At A Glance

- Day 1**
Winnipeg, Manitoba
- Day 2**
Fly to Churchill—Town Tour / Northern Lights Watch
- Days 3 - 5**
Aurora Photography & Winter Adventures in Churchill
- Day 6**
Churchill / Winnipeg
- Day 7**
Winnipeg / Home

Northern Lights Photo Expedition Itinerary

Outstanding Photo Prospects in One of the World's Best Places to View the Aurora Borealis

Day 1: Winnipeg, Manitoba

Our Northern Lights Photo Expedition begins in Winnipeg, the capital of Manitoba. Once an important fur-trading hub and later a Canadian Pacific Railway boomtown, today Winnipeg is a vibrant cultural and commercial center on the eastern edge of Canada's vast prairies. On arrival, you are met and transferred to the distinguished Fort Garry Hotel, one of the city's most prestigious landmarks. Built in 1913 by the Grand Trunk Pacific Railway in the style of a French chateau, it remains the grande dame of Winnipeg hospitality.



This afternoon, head to the "gear room" at our hotel to get equipped with all the cold-weather clothing you'll need for our Arctic Photo Expedition. We provide heavy parkas, insulated snow boots, snow pants, fleece jacket, mittens, fleece hat, fleece neck gaiter, and hand and toe warmers. No need to buy and haul your own! You can also borrow our tripods, to eliminate packing hassles. This evening, enjoy a welcome dinner with your Expedition Leaders and fellow adventurers.



Day 2: Fly to Churchill—Town Tour / Northern Lights Watch

This morning, board a private chartered flight to Churchill, a small northern Manitoba town located on Hudson Bay and accessible only by air or rail. Discover Churchill's colorful history on a tour of this historic hamlet that was originally a Hudson's Bay Company fur-trading post established in the early 1700s. Then transfer to White Whale Lodge, our private base for exploration where we'll spend the next four nights. With our accommodations located well outside town, no glow from artificial light spills over to mar our aurora photography opportunities—you can stay up all night if you wish, capturing every chance to shoot or film the northern lights from the lodge's elevated deck, when they are visible.

After dark, we head outside in hopes of our first view of the northern lights. Also called the aurora borealis, meaning "north wind of the dawn," the display often begins as a pale glow low in the northern sky that slowly begins to shift and undulate. Wavy patterns evolve, and the lights most often emerge as shimmering curtains of green. Sometimes other colors appear, too: pink, red or even purple. For centuries, the phenomenon of the northern lights was a mystery, inspiring a host of mythical explanations. While we know now the aurora is caused by the interaction of the solar wind with Earth's magnetic field, more poetic stories of their origin linger, including the Hudson Bay Inuit's belief that the lights are the mystical display of their ancestors' souls dancing in the sky.



Days 3 - 5: Aurora Photography & Winter Adventures in Churchill

On these dark, icy nights in the Canadian North, we have an unimpeded view of the sky from our **exclusive private aurora-viewing locations**. Yet you won't stand outside in the cold as we wait for the lights to appear: each vantage point offers a chance to retreat in warmth and comfort when you need a break from cold, with hot drinks and snacks provided. In every case, our viewing sites are well outside town, away from any potential light pollution.

Your itinerary will include a night at each of the following: Our private Aurora Sphere is a large geodesic dome tent with a clear top and sides. The interior, heated with a propane stove, has comfortable furnishings so you can relax when your camera isn't poised for shots. We will also visit a local Metis dog musher's camp where we sit by a campfire in a traditional tepee as we wait for aurora activity. Once the lights start to dance, head outside to capture striking images with the illuminated tepee in the foreground. One evening we make an overland journey into the boreal forest by custom snowcoach, traveling atop a frozen creek to reach our isolated Aurora Cabin. Once there, we gather around the wood stove as we anticipate the auroral display above the spruce trees. Outside, there's a roaring fire to keep warm by as we photograph the night sky. In every instance there's a chance to practice our aurora photography skills, guided and inspired by presentations and personalized tips from our Expedition Leaders, who are expert instructor adept at helping you capture this challenging phenomenon.

While our nights are devoted to the northern lights, daytime excursions focus on the beauty of our tundra environs and the traditions of local people whose heritage here goes back for millennia. On a snowshoe outing, we hope to photograph hardy northern wildlife such as Arctic hare and Arctic fox, artfully camouflaged by their winter-white fur coats. The town of Churchill is also full of interesting subjects, including historic buildings and bold murals. Though the Hudson's Bay Company established a fort here in 1717 as part of its fur-trading network across the Canadian North, Indigenous cultures had already been flourishing in the harsh climate for thousands of years. We explore their heritage on a dog sled ride through the forest, on a visit to the Itsanitaq Museum, and via cultural programs featuring the arts and traditions of the Inuit, Dene and Metis peoples.

Day 6: Churchill / Winnipeg

The morning is free to wander Churchill's main street, where several locally owned shops sell authentic local handicrafts, from traditional mukluks to sculptures made of caribou hair. We then transfer to the airport for our chartered flight back to Winnipeg, gathering at the Fort Garry Hotel for a farewell dinner this evening.



Day 7: Winnipeg / Home

After breakfast, transfer to the airport for flights home.

***Important Note:** Scheduling for all activities in Churchill is flexible in order to accommodate varying weather conditions and other contingencies. Your itinerary may vary slightly and activities may happen at different times from what is listed here, but inclusions are the same. For safety's sake and to ensure your chance to sleep, we return to the White Whale Lodge after each night's activities, and we are unable to stay out all night at our viewing locations. When conditions allow and energy levels permit, we may extend photography time for particularly enthusiastic groups. However, as our aurora viewing happens in a group context, we strive to balance the needs and energy of all participants across the four-night experience.*



Discovering Our Planet Together



Accommodation Details:


Fort Garry Hotel

White Whale Lodge

For detailed descriptions, visit nathab.com/canada-northern-nature-travel/northern-lights-photo-expedition/accommodations

Northern Lights Photo Expedition Accommodations

Outstanding Photo Prospects in One of the World's Best Places to View the Aurora Borealis



Fort Garry Hotel

The grande dame of Winnipeg hospitality and one of the city's most prestigious landmarks, this historic downtown hotel provides a genteel welcome before and after our northern adventures in Churchill.



White Whale Lodge

Located on Hudson Bay outside the town of Churchill, the lodge—exclusively for our private use—offers a prime spot for northern lights photography well away from the glow of artificial light.



Photograph the Northern Lights—and Find Northern Enlightenment!

If you're looking to maximize your chances for amazing images of the northern lights, there's no better place than Churchill. See why our Northern Lights Photo Expedition offers the fullest experience for photographers on a quest to capture the wonder of the mystical aurora borealis:

- 1 Churchill Offers Some of the World's Best Aurora Viewing**

Auroral activity in Churchill is some of the most extensive and consistent on Earth, since Churchill is located directly beneath the Van Allen Belt, the band of electromagnetic energy around the poles that produces the phenomenon of the aurora borealis. And unlike Iceland or Scandinavia, Churchill's winter night skies are often clear, creating optimal conditions for a visible aurora.
- 2 Churchill is the "Accessible Arctic"**

Unlike getting to the top of Scandinavia or deep into the Yukon to see the northern lights, Churchill is easy to reach via direct flight from Winnipeg, the capital of Manitoba. While Churchill is technically subarctic, lying below the Arctic Circle, its geographic location at the edge of the frozen expanse of Hudson Bay gives it a distinctly Arctic climate and feel, as well as an Arctic cultural identity.
- 3 Comfortable Private Settings for Aurora Photography**

Each evening we visit a **different heated viewing spot**, all designed for comfort and prime photography conditions. These include our cozy **Aurora Sphere**, a furnished geodesic dome with transparent roof and sides and a wood stove for warmth; our Aurora Cabin in the boreal forest, also warmed by a wood stove; a dog musher's camp with a tepee illuminated by a campfire; and our lodge base with an outdoor viewing deck, located on the tundra along Hudson Bay. All of our locations are private for Nat Hab guests alone and situated well way from the artificial lights of town.
- 4 The Northern Lights...Plus Much More!**

In addition to aurora photography, daytime activities reveal northern lifestyles and exclusive photo opportunities. Enjoy a traditional dog sled ride, cultural presentations from local Indigenous residents, a custom snowcoach ride into the boreal forest, and snowshoeing. You'll go home not only with images of the northern lights, but memorable photos of the land, its wildlife and its people, too.



5

Photography Workshops Improve Your Technique

Your Expedition Leaders, who are expert naturalist guides and accomplished Arctic nature photographers, will conduct special coaching sessions during your trip. Glean tips for how to capture the best images of the northern lights as well as the Arctic landscape and wildlife, and learn more about editing images.

6

Access to the Best Photography Locations

We ensure you reach the best and most varied locations for photographing the aurora, from boreal forest silhouettes and the vast tundra expanse to evocative northern scenes, including illuminated cabins and tents.

7

No Need to Buy a Parka, Boots or Even a Tripod—We Provide Them

You won't have to spend a lot of money on winter gear you may only wear once. We supply you with a heavy-duty Arctic-weather jacket, boots, insulated gloves, snow pants, fleece hat, fleece neck gaiter, and hand and toe warmers to use while you're in Churchill. We also provide tripods, a must with aurora photography—all of which promises much easier packing.

8

A Small Group Means More Engagement with Your Photography Guides

Unlike larger group tours, we limit our photo expeditions to just 14 guests. This ensures one-on-one time with your Expedition Leaders to ask questions and get personalized tips for improving your photos. And you'll have quieter moments in the natural settings that are our focus.

9

Your Professional Guides Are Naturalists and Accomplished Photographers

Your Photo Expedition Leaders are exceptionally knowledgeable about the phenomenon of the aurora as well as our northern environs, from wildlife and geology to climate and cultures. And your guides have equal expertise when it comes to photography, with in-depth experience capturing images of the aurora, Arctic landscapes and wildlife. **See Expedition Leader bios** with traveler comments regarding the quality of our expert guides.

10

Our Quality-Value Guarantee Ensures Your Satisfaction

Natural Habitat Adventures offers you our exclusive guarantee that clearly states that we will meet the high expectations we set forth in our promotional materials. To our knowledge, this is the most ambitious guarantee made by any adventure travel company.



11 **Feel Good About Your Carbon-Neutral Journey**

We care deeply about our planet, as we know you do. When you travel with us, the carbon emissions from your trip are 100% offset—including your round-trip flights from home. Natural Habitat Adventures has been the world's first carbon-neutral travel company since 2007.

12 **Natural Habitat Adventures Is World Wildlife Fund's Travel Partner**

Because of our commitment to environmentally friendly travel, as well as the exceptional quality of our small-group nature adventures, World Wildlife Fund, the world's leading environmental conservation organization, has named Natural Habitat Adventures its worldwide travel partner—a designation that makes us exceedingly proud!



Discovering Our Planet Together



Dates & Pricing Summary:

Prices: From \$9795 (+Air)

Group Size: Limited to 14 Travelers

Northern Lights Photo Expedition Dates, Pricing & Info

Outstanding Photo Prospects in One of the World's Best Places to View the Aurora Borealis

2027 Departures

Departure	Return	Notes
Feb 3, 2027	Feb 9, 2027	\$9995 USD (+internal air)
Feb 7, 2027	Feb 13, 2027	\$9795 USD (+internal air)
Feb 11, 2027	Feb 17, 2027	\$9795 USD (+internal air)
Feb 15, 2027	Feb 21, 2027	\$9795 USD (+internal air)
Feb 19, 2027	Feb 25, 2027	\$9795 USD (+internal air)
Feb 23, 2027	Mar 1, 2027	\$9795 USD (+internal air)



Discovering Our Planet Together

Dates & Pricing Summary:

Prices:
From \$9795
(+Air)

Group Size:
Limited to 14
Travelers

Departure	Return	Notes
Feb 27, 2027	Mar 5, 2027	\$9795 USD (+internal air)
Mar 3, 2027	Mar 9, 2027	\$9795 USD (+internal air)
Mar 11, 2027	Mar 17, 2027	\$9795 USD (+internal air)

2028 Departures

Departure	Return	Notes
! Prices and dates not confirmed for 2028		
Feb 5, 2028	Feb 11, 2028	\$9795 USD (+internal air)
Feb 9, 2028	Feb 15, 2028	\$9795 USD (+internal air)
Feb 13, 2028	Feb 19, 2028	\$9795 USD (+internal air)
Feb 17, 2028	Feb 23, 2028	\$9795 USD (+internal air)
Feb 21, 2028	Feb 27, 2028	\$9795 USD (+internal air)
Feb 25, 2028	Mar 2, 2028	\$9795 USD (+internal air)
Feb 29, 2028	Mar 6, 2028	\$9795 USD (+internal air)
Mar 4, 2028	Mar 10, 2028	\$9795 USD (+internal air)
Mar 8, 2028	Mar 14, 2028	\$9795 USD (+internal air)

Pricing



Discovering Our Planet Together

See <https://nathab.com/canada-northern-nature-travel/northern-lights-photo-expedition/dates-fees> for the latest pricing details.

Included

Trip price includes: Accommodations, services of Nat Hab's professional Photography Expedition Leaders and assistants, excursions to our private aurora viewing sites, dog sledding excursion, all meals from dinner on Day 1 through breakfast on final day, most gratuities, airport transfers on Day 1 and final day, including a parka, fleece neck buff, fleece jacket, waterproof pants, mittens and Arctic boots for use during your trip, all activities and entrance fees, all taxes, permits and service fees.

Internal air cost includes: Round-trip private charter flights from Winnipeg to Churchill (this will be listed separately on our invoicing).

Not Included

Travel to and from the start and end point of your trip, alcoholic beverages, some gratuities, passport and visa fees (if any), optional activities, items of a personal nature (phone calls, laundry, etc.), airline baggage fees, airport and departure taxes (if any), optional travel protection and medical evacuation insurance.

Important Information About This Trip

This adventure takes place in Churchill during the prime season to experience one of the natural realm's most wondrous sights—the northern lights. On a full itinerary, we discover the nature and culture of the Canadian North by day, then, once night falls, we scan the skies for the undulating colors of the aurora borealis. However, please join this trip knowing that while Churchill is a consistent spot for the planet's best aurora viewing, we are never guaranteed to see it, and on some departures, we may not. It's impossible to predict, though our odds are very good, given the frequency and intensity of auroral activity over Churchill and unique geographic factors that minimize cloudy nights.

A note regarding the moon:

We run this trip when there is a full moon, a new moon, and at all times in between. When the moon is full, the foreground is brighter, making for interesting photographic images. During a new moon, the sky is darker, so the lights may appear slightly brighter. However, since we are in a place where the aurora tends to be quite bright anyway, the phase of the moon generally has very little effect on the quality of viewing. Any time one witnesses the northern lights in Churchill, it is an experience to behold!

A note regarding our schedule:

Scheduling for all activities in Churchill is flexible in order to accommodate varying weather conditions and other contingencies. Your itinerary may vary slightly and activities may happen at different times from what is listed here, but inclusions are the same. Please also be aware that each group will visit a sampler of aurora-viewing sites but not all of them, and we do not know in advance which locations will be included on which departure—but be assured that every spot offers excellent photo opportunities, away from any light pollution from town, and all are enhanced with heat for your comfort. For safety's sake and to ensure your chance to sleep, we return to town after each night's activities, and we are unable to stay out all night. When conditions allow and energy levels permit, we may extend photography time for particularly enthusiastic groups. However, as our aurora viewing happens in a group context, we strive to balance the needs and energy of all participants across the four-night experience.



Mandatory Insurance

Since the areas we travel to are remote and wild (that's why we go there!), we require that all guests have, at minimum, medical evacuation insurance for this program. This is for the safety of all guests. We require that your chosen independent insurance plan includes at least \$250,000 in medical evacuation coverage.

To protect your investment and to provide peace of mind while you travel, we also strongly recommend purchasing comprehensive travel insurance. Plans may cover everything from medical treatment to trip cancellations and delays and lost luggage. Please contact our office if you would like more information about the medical evacuation and comprehensive travel insurance policies we offer by calling 800-543-8917.

Getting There & Getting Home

This trip begins and ends in Winnipeg, Manitoba. Because weather delays are possible, **we recommend that you arrive at least one night prior to Day 1** to rest from your travels and begin the trip refreshed. For guests who come in early, our recommended hotel will be included in your pre-departure materials. If you plan to arrive on Day 1, you must arrive in Winnipeg by 5 pm in order to attend the 7 pm orientation dinner.

You are free to depart Winnipeg at any time on the final day.



Natural Habitat & WWF: Discovering Our Planet Together

Natural Habitat Adventures • PO Box 3065 • Boulder, CO USA 80307

USA & Canada: 800-543-8917 • International: 303-449-3711

© 2026 Natural Habitat Adventures

WWF's membership travel program is operated by Natural Habitat Adventures (Nat Hab). To date, Nat Hab has provided more than \$6 million in support of WWF's mission and will continue to give 1% of gross sales plus \$175,000 annually through 2028. WWF® and ©1986 Panda Symbol are owned by WWF. All rights reserved.